

PIN BRAZING

“THE ULTIMATE ELECTRICAL BOND”

PIN BRAZING

Various Fields of Application

Pin brazing is used to ensure a safe electrical connection to different types of metal.

The pin brazing process is ideally suited for many applications including continuity bonding between pipes, connecting measuring and test cables, and the installation of sacrificial anodes and test posts.

Fast and Easy Connection

Pin brazing gives a safe and durable connection with the automated brazing taking only 1.5-2 seconds.

Pin brazing is easy to use on site as well as in the workshop.

The BAC pin brazing system has the capability to use a welding generator as a power source in situations where a large quantity of connections need to be made in one place such as pipe coating yards, lay barges etc.

Benefits

- **Speed of Connection**

Quick and easy.

- **Low Temperature**

Both the low melting point of the solder (up to 650°) and short brazing time keep thermal effects on the metal to a minimum.

- **All Weather**

Wind, rain and cold do not prevent the operator from working safely and effectively. Damp conditions pose no problem.

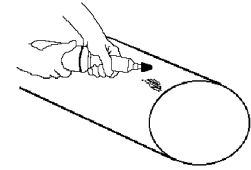
- **Easy to Use**

Operators can be trained to effectively maintain and use equipment in less than one hour.

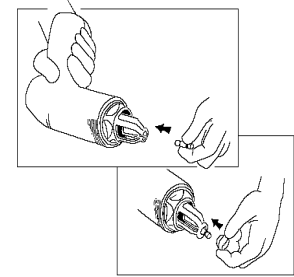
- **Versatile**

The portable nature of the equipment means that connections can be made in almost any location above or below ground, even overhead!

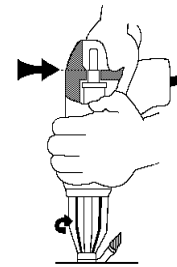
BRAZING IN 5 EASY STEPS



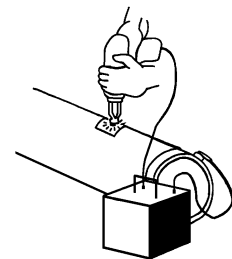
1 - Clean the metal to a bright finish



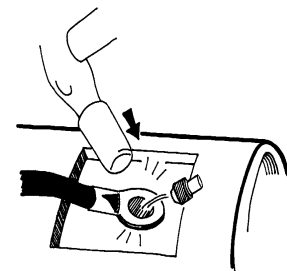
2 - Load the gun with a pin and ferrule



3 - Adjust as necessary



4 - Braze



5 - Test the connection

EQUIPMENT

Easybond MKII (EBM2)



BB2



BB3



Inverter



CONSUMABLES



ACCESSORIES

Battery Chargers (Mains & In-Car)



42V Grinder



Attaché Case



Easybond Reach System (EBRS)



Please see individual product brochures for more information about the equipment, accessories and consumables